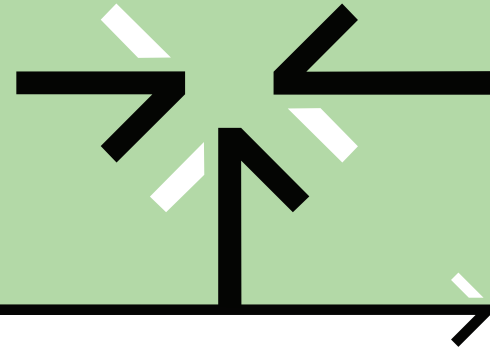


# Sage Data & Analytics for Sage 100



## Solution Factsheet

### Running a business is hard. Connecting data shouldn't be.

Eliminate the complexity of traditional analytics and reporting with simplified **data management** for the **business user**. Leverage pre-built data models, dashboards, and financial reports to get immediate insights.

**Get your data preparation right** and transform your business intelligence with Sage Data & Analytics, powered by Zap.

Zap Data Hub **consolidates, reconciles, and enriches** your data. It sources data from Sage 100, consolidating across companies with support for full cross-module reporting.

Get the complete picture by integrating your Sage 100 data with industry leading CRMs, HRMs, and best-of-breed SaaS tools.

#### Compatible Versions

- Sage 100

#### Core Modules

- Account Receivable
- Account Payable
- General Ledger
- Inventory
- Purchasing
- Sales

#### Visualisation Engine

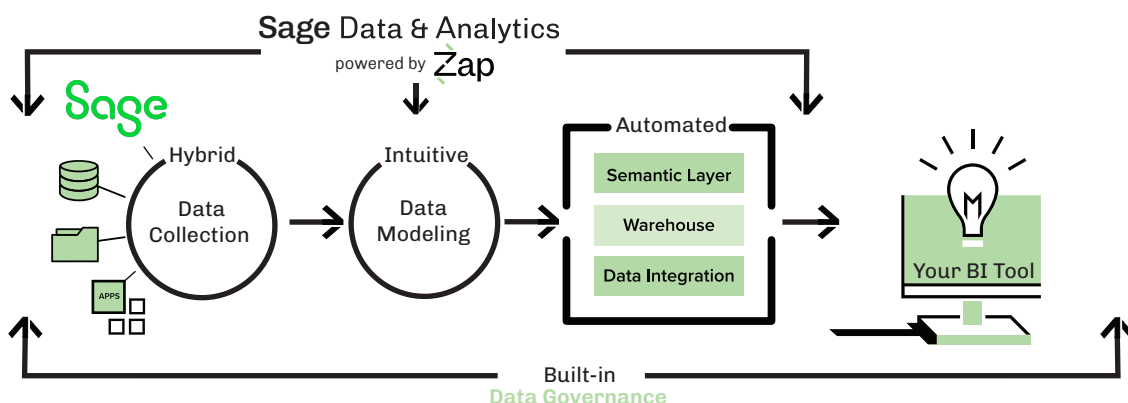
- Data Hub Analytics
- Power BI
- Excel

#### Security Features

- Enterprise-grade role-based access control
- Resource and data-level security
- BYO auth with Azure Entra ID, Okta, and SAML support

### The Benefits of Zap Data Hub for Sage Data & Analytics

- Starting from Sage 100, Sage Data & Analytics, powered by Zap, allows your team to invest in modern analytic tools.
- Analyse cross-module, across data silos. Don't let boundary silos get in the way of a good data story!
- Sage Data & Analytics, powered by Zap, lets you leverage a **single analytic tool** for all your **financial reporting and dashboard** requirements.
- Power BI or our own Data Hub Analytics



# Sage Data & Analytics Integration:



## Automated data collection

Optimized connectivity to Sage100 that lets you sync all your customizations as well as add in any extra data source your business utilizes, wherever your data resides.



## Intuitive and powerful data modelling

Data management features to help bring in other data sources. This provides the ability to merge data and analyze your complete business.



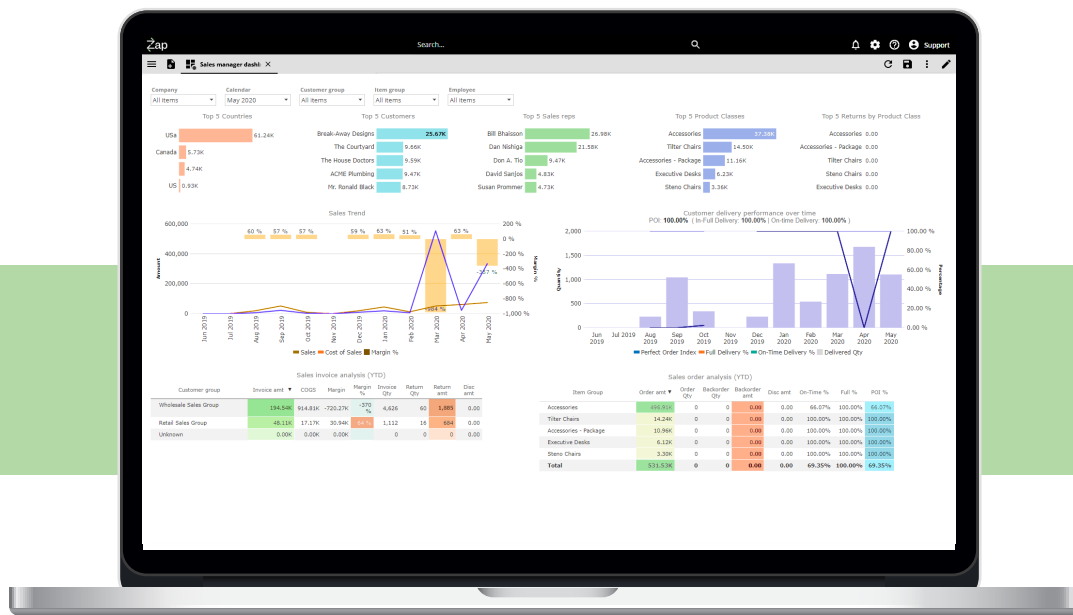
## Automated data-warehouse generation and aggregated semantic layer

In addition to data modelling, Sage Data & Analytics, powered by Zap, automatically generates the data warehouse and optimizes your experience by aggregating your data and presenting it in the most user-friendly and effective manner.



## Data presented within Zap Data Hub or your analytic tool of choice

The Zap Data Hub provides integrated analytic capabilities for highly interactive visualizations and flexible financial reporting. Pre-built analytics available in Sage Data & Analytics, and Power BI, can be customized, extended, embedded, or distributed.



Want to know more?

To learn more, please contact your Account Manager or visit [www.zapbi.com](http://www.zapbi.com).