

Sage Data & Analytics

Product Overview



Sage Partner

Unique Value Proposition

Working together to deliver a flexible combination that drives technical integrity in every instance



Founded in 2001, ZAP is a modern data stack and SaaS organization that transforms the data of mid-market businesses, providing them with a competitive advantage. With operations in the US, Singapore, Europe, Australia and South Africa, ZAP works with sales partners in over 40 countries.

ZAP Data Hub transforms complex operational data into powerful business insights, providing users with an automated data platform that interconnects systems and enables sophisticated, easy-to-use BI through analytics automation.

ZAP Data Hub is used in all industry sectors, from mid-sized businesses to Fortune 500 and FTSE 100 organizations.

Azure-accredited and a Microsoft Gold Partner, Sage's SD&A (Sage Data & Analytics) platform is powered by ZAP Data Hub and is the result of a long-standing ISV relationship.

Sage exists to knock down barriers so everyone can thrive, starting with the millions of small and mid-sized businesses served by us, our partners, and accountants. Customers trust our finance, HR, and payroll software to make work and money flow.

By digitizing business processes and relationships with customers, suppliers, employees, banks and governments, our digital network connects SMBs, removing friction and delivering insights.

Sage is the market leader for integrated accounting, payroll and payment systems, supporting the ambition of the world's entrepreneurs.

Sage Data & Analytics empowers high performing, integrated and data driven business insights, plus a means for organizations to modernize and more effectively manage their business based on data and analytics.

As a Sage Tech Partner Plus, ZAP Data Hub, labeled as Sage Data & Analytics, provides an extensive set of pre-built analytics mapped to key functional areas within Sage that have been incorporated to ensure the utmost integrity organizations require from their data.

Available directly or in conjunction with implementation partner, Sage customers can enjoy the incredibly short 'time to value', significant IT cost reductions, and the ability to extend the footprint of the solution to include the data most essential to their organization, Sage related as well as other data sources essential to their organization.

Modernizing your business' data strategy

Information fuels competitive advantage in today's data-driven economy

Using data to identify trends and address customer needs is the difference between success and failure.

In fast-paced markets with shifting supply chains, financial and operational visibility is critical to understanding and improving performance.

With only 50% of structured data being accessed, there is untapped competitive advantage waiting to be exploited by businesses.

Successful businesses make decisions based on accurate and centralized data to win in their market

They extract cross-functional insight from their business management applications to improve processes.

They integrate their many data sources from across the organization to uncover new insight that drives competitive advantage.

Modern businesses automate data insights and empower their workforce

They not only use data for discovering insights from interactive Analytics or producing end of year management reports, but they also leverage the centralized and trusted data to build various actionable user workflows.

They enable a culture of continuous improvement by empowering their people with secure, self-service access to business information.

Sage Data & Analytics

Sage Data & Analytics is a powerful Data Management & Analytics software-as-a-service that delivers actionable business intelligence to drive increased revenues, cost savings, and competitive advantage.

As a Sage Tech Partner Plus, Sage Data & Analytics is tailored for Sage 300 and Sage X3 product lines and comes with a large set of pre-built analytics.

Start with our pre-built analytics and continue your data modernization journey in the cloud by further extending the offering, tailoring it to your business needs, integrating and automating your data discovery and reporting.

The benefits to your business are many, limited only by your imagination.

Sage Data & Analytics is an investment to modernize the data landscape and culture within an organization, connecting to the many extra business data sources it relies on. Merging to your many extra sources of data, centralizing, and analyzing across those sources can significantly improve your organization's ability to gain extra insights, better govern data, and make effective data-driven decisions..



Pre-built analytics

Pre-built yet fully customizable data models and analytics. Huge money saver, don't reinvent the wheel.



Time saver

Through automation and usability, it replaces time-consuming manual and inefficient processes.




Cloud scalability

A complete, agile Web analytics that scales with your data and requirements; supports the cloud journey, and eliminates software maintenance.




Value

Offering high value at a reasonable price, ZAP is also an open data platform that integrates with other Reporting tools such as Power BI or Excel.



Extendable

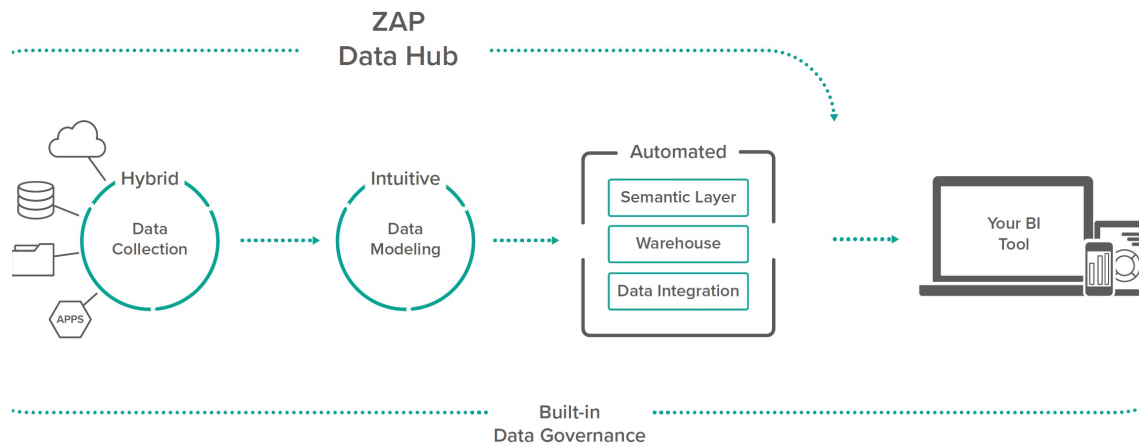
Tailored to Sage products, but also easily extendable. Connect all your additional data sources, build your custom analytics, and start better joining the dots.



Centralized and secure

Data is automatically refreshed and kept securely stored thanks to the strong data governance and cloud security standards ZAP upholds.

Platform Overview



The ZAP data management platform is the core technology of Sage Data & Analytics that enables the automated collection, modeling, and aggregation of your Sage data for the most effective and interactive reporting and analytics experience.

Automated data collection

Optimized connectivity to Sage that will let you bring all your customizations as well as adding any extra data source your business uses, wherever your data resides.

Intuitive and powerful data modeling

Data management features to help bring in other data sources. This provides the ability to merge data and analyze your complete business.

Automated data-warehouse generation and aggregated semantic layer

In addition to data modeling, Sage Data & Analytics automatically generates the data warehouse and optimizes your experience by aggregating your data and rendering it in the friendliest and most effective way.

Your data presented within Sage Data & Analytics or optionally in Power BI

The Sage Data & Analytics presentation layer is a powerful, agile, highly interactive visualization and reporting platform that comes with pre-built analytics that you can customize, extend, embed, or distribute.

“

Before implementing ZAP Data Hub, our BI tools could not give us a view of overall sales by brand, location, customer type or sales team territory. Now with ZAP Data Hub, we're a business equipped with knowledge from accessible and timely data. We are extremely happy with the product and level of service.

- Kirstie Jenkin, Colonial Brewing Company

”

“

The ability for ZAP Data Hub to automate the integration of multiple, complex, and often problematic ERP and operational data sources into a unified data model continues to resonate with customers.

- Helena Schwenk, IDC

”

Pre-built analytics to fast-track your project

Sage Data & Analytics pre-built analytics cover most Sage modules



Power BI

Some of the ZAP Data Hub analytics are also pre-built for Power BI and are available from Microsoft AppSource.



Financials

- Chief Financial Officer Dashboard
- Cash Flow Dashboard
- Expenses Analysis Dashboard
- 20+ Profit or Loss, Balance Sheet, and Trial Balance Report Templates
- Accounts Payable Manager Dashboard
- Accounts Receivable Manager Dashboard

Technical Checklist

Each Sage Data & Analytics Subscription Plan includes the following features:

Data Model

- Rich Connectivity to Sage Data, with Automatic Metadata Extraction, Friendly Names, and Recommendations
- Automated Company Consolidation
- Multi-Section Support
- Pre-Built yet Customizable Chart of Accounts
- Extensible, Add New Tables or Data Sources
- Fast Incremental Refreshes
-



Distribution/ Supply Chain

- Inventory Manager Dashboard
- Several Inventory Reports/Analytics
- Days of Supply / Slow Moving Inventory
- Several Procurement Dashboards
- Several Sales/Purchasing Dashboards
- Customer/Vendor Delivery Performance



Manufacturing

- Production Overview Dashboard
- Delivery Performance Dashboard
- Several Manufacturing Reports/Analytics



At-a-Glance Reconciliation

- Financials At-a-Glance Dashboard
- Inventory At-a-Glance Dashboard
- WIP At-a-Glance Dashboard

Platform

- Included Data Storage in Microsoft Azure
- Included Support, Software, and Infrastructure Maintenance
- Strong Data Security and Governance
- Use Your Corporate Identity Provider or the ZAP Default User Authentication.
- Open and Secure Data Warehouse for Direct Connectivity or for Integration
- Pre-Built Power BI Analytics

Analytics

- For Inventory, Manufacturing, Sales, Purchasing, Accounts Receivable, Accounts Payable, and General Ledger
- Our of-the-box Analytics, Including At-a-Glance Reconciliations
- Fully Customizable Analytics
- Multi-Company, Calendar, and Currency Consolidation
- Rich, Cross-Functional, Cross Module Analysis
- Fully Interactive and Explorable Analytics
- Automate Dynamic Multi-Page Documents
- Distribute Up-to-date Analytics or Documents by E-mail



www.zapbi.com

Copyright © 2022 ZAP Technology. All rights reserved.

All brand and product names are trademarks or registered trademarks of their respective holders.